



Baby Buddy™ Infant CPR Manikin LF03720U, LF03721U, and LF03722U Instruction Manual



DO NOT STORE IN TEMPERATURES ABOVE 120°
Life/form® Products by Nasco

About the Simulator

The **Life/form**® Baby Buddy™ infant CPR manikin is the most realistic, economical manikin available for the training of infant CPR skills. Features include lifelike body and head, sanitary airway system, head tilt, realistic chest rise, palpable landmarks, and an easy-to-use, lightweight design.

List of Components

- Torso
- Chest
- Head
- Aluminum Screw Post
- 2 Nylon Washers
- Package of 10 Lung Bags
- Lung Installation Tool

Set Up

Your Baby Buddy™ manikin is shipped disassembled. Simply follow these easy steps to assemble your manikin.

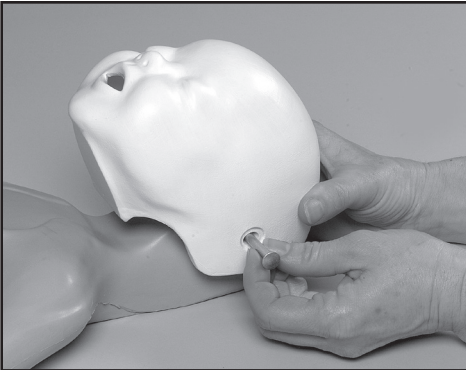


Figure 1

Attaching the Head

Position the head over the neck stub of the torso. Insert the screw post through one of the nylon washers and the corresponding holes in the head and neck. **(See figure 1.)** You may find this easier to do if you turn the manikin over.

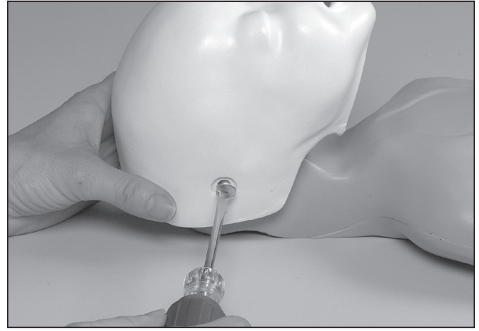


Figure 2

Securely screw the end onto the screw post over the second washer. **(See figure 2.)**




Figure 3

Installing the Lung Bag

Insert the lung installation tool into the lung bag. **(See figure 3.)** Fold the round sides of the lung around the tool. Feed the lung into the mouth and through the hole in the back of the head. **(See figure 4.)**

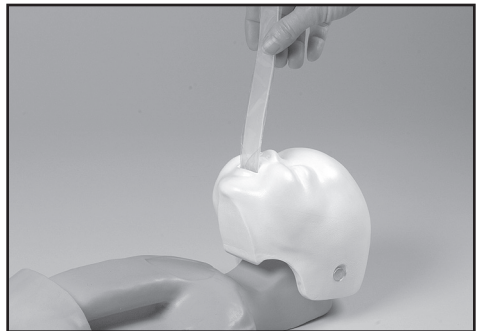


Figure 4

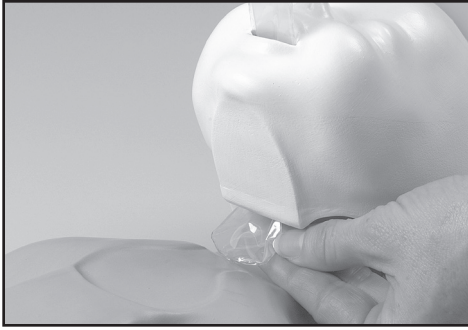


Figure 5

With the head tilted back, grasp the bag with your other hand and remove the tool. **(See figure 5.)** Gently pull the rest of the bag through until the barrier flaps reach the mouth. Lay the lung over the corresponding area of the torso. Make sure that the bag is not twisted or pinched, but is open for its entire length. Open the barrier flaps to protect the face. **(See figure 6.)**

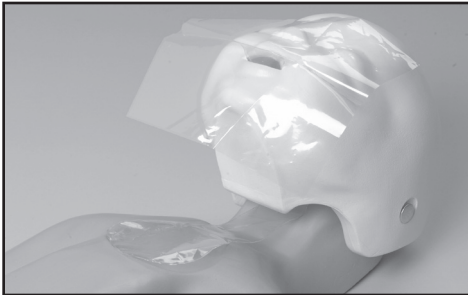


Figure 6

Flex the foam chest piece slightly to snap it onto the torso over the lung. Your Baby Buddy™ is now ready to use. **(See figure 7.)**



Figure 7

Maintenance

Used lung bags should be removed and discarded after each use. Always use a new lung bag for each student. The manikin's face may be cleaned with a mild detergent and water if it becomes soiled. Do not attempt to launder the foam pieces or immerse them in water.

Supplies and Replacement Parts

LF03723U Baby Buddy™ Lung Bags, Pkg. of 100

LF03724U Baby Buddy™ Carry Bags (Holds 5 Baby Buddy™ Manikins)

LF03738U Baby Buddy™ Lung Bag Tools, Pkg. of 4

Other Available *Life/form*® Simulators

- LF00698U** Adult Injectable Arm (Light)
LF00855U Male Catheterization
LF00856U Female Catheterization
LF00901U Prostate Examination
LF00906U Ostomy Care
LF00929U Surgical Bandaging
LF00957U Enema Administration
LF00958U Pediatric Injectable Arm
LF00961U Intramuscular Injection
LF00984U Breast Examination
LF00995U Arterial Puncture Arm
LF00999U Pediatric Injectable Head
LF01005U First Aid Arm
LF01008U Intradermal Injection Arm
LF01012U Heart Catheterization (TPN)
LF01019U Ear Examination
LF01027U Peritoneal Dialysis
LF01028U Suture Practice Arm
LF01034U Suture Practice Leg
LF01036U Spinal Injection
LF01037U Hemodialysis Practice Arm
LF01038U Episiotomy Suturing Set
LF01042U Suture Kit
LF01062U Pelvic, Normal & Abnormal
LF01063U Stump Bandaging, Upper
LF01064U Stump Bandaging, Lower
LF01069U Cervical Effacement
LF01070U Birthing Station
LF01082U Cricothyrotomy
LF01083U Tracheostomy Care
LF01084U Sigmoidoscopic Examination
LF01087U Central Venous Cannulation
LF01095U Blood Pressure Arm
LF01108U Infant Intraosseous Infusion
LF01121U Advanced IV Arm
LF01131U Venipuncture and Injection Arm
LF01139U Advanced IV Hand
LF01142U Auscultation Trainer
LF01143U Testicular Exam
LF01152U Male & Female Catheter
LF01155U Advanced CPR Dog
LF01162U Venatech IV Trainer
LF01174U NG Tube & Trach Skills
LF01184U Venatech IM & Sub Q
LF01193U Special Needs Baby
LF03000U **CPARLENE**® Series
LF03601U Adult Airway Management Trainer with Stand
LF03602U Adult Airway Management Manikin
LF03609U Child Airway Management Trainer with Stand
LF03616U Child **CRISIS**™ Manikin
LF03617U Deluxe Child **CRISIS**™ Manikin with Arrhythmia Tutor
LF03620U PALS Update Kit
LF03623U Infant Airway Management Trainer with Stand
LF03632U Child Intraosseous Infusion/ Femoral Access Leg on a Stand
LF03633U Child Airway Management Trainer Torso
LF03693U **Basic Buddy**® CPR Manikin
LF03699U "Airway Larry" Airway Management Trainer
LF03709U Infant **CRISIS**™ Manikin
LF03720U **Baby Buddy**™ Infant CPR Manikin
LF03750U Bariatric CPR Manikin
LF03770U Chest Tube
LF03953U **CRISIS**™ Manikin, Complete
LF03955U Deluxe **CRISIS**™ Manikin
LF03956U Deluxe "Plus" **CRISIS**™ Manikin
LF03965U Adult **CRISIS**™ Auscultation Manikin
LF03966U Adult **CRISIS**™ Auscultation Manikin with ECG Simulator
LF04000U **GERI**™/**KERI**™ Manikin Series
LF04200U Adult Sterna Intraosseous Infusion
LF06001U CPR Prompt® Adult/Child Manikin
LF06012U CPR Prompt® Infant Manikin
LF06200U CPR Prompt® Keychain Rescue Aid
LF06204U CPR Prompt® Rescue and Practice Aid

Nasco Fort Atkinson

901 Janesville Avenue, P.O. Box 901
Fort Atkinson, Wisconsin 53538-0901
1.800.558.9595

eNasco.com • E-mail: lifeform@eNasco.com

COPYRIGHT © NASCO 1999 PRINTED IN U.S.A. NP 35-99/RV 3-15